






UNIVERSITY PROGRESS CARD

Commitment 1: Student Success

Strategic Focus	Campus	Performance Drivers/Outcomes	Baseline	Current	Goal	Progress
Systemwide enrollment	Twin Cities	Meet undergraduate enrollment goals for each campus.	30,907	30,734	33,000 by Fall 2025	
	Twin Cities	Achieve interquartile ACT range.	25-31	27-32	25-31	
	System	Increase percentage of MN H.S. graduates who attend U of M campuses as freshmen.	10.4%	10.3%	12% by Fall 2025	
Graduation rates	Twin Cities	Increase 4-year graduation rates.	72.7%	74.3%	76% by 2025	
	Twin Cities	Increase 6-year graduation rates.	84.5%	84.5%	86% by 2025	
	System	Reduce gap between 4-year and 6-year grad rates of Pell-eligible and non Pell-eligible students by 50% by 2025.	13.3% / 9.2%	11.1% / 9.0%	6.6% / 4.6% by 2025	
Retention	Twin Cities	Increase freshman to sophomore retention rate.	93.5%	91.7%	94% by 2025	
Institutional gift aid	System	Increase institutional gift aid for degree-seeking students by 10%.	\$281M	\$280M	\$304M by 2025	
Student mental health	System	Develop and launch initiative by June 2021 (building on the existing Mental Health Learning Collaborative).	N/A	Complete	By June 2021	
Strengthen career outcomes and placement	System	Increase undergraduate career outcomes and placement.	94%	90%	97% by 2025	
Distributed learning models	System	Percentage of instruction delivered through completely online or hybrid methods (2018-19 as baseline).	12%	16%	Increase year over year	


 = Completed

 = Inside Targeted Range

 = Outside Targeted Range or Requiring Additional Attention


 = Not Completed

Commitment 2: Discovery, Innovation, and Impact

Strategic Focus	Campus	Performance Drivers/Outcomes	Baseline	Current	Goal	Progress
Research Growth	Twin Cities	Increase research opportunities for all undergraduate students.	40.9% indicating participating in a research opportunity (SERU)	37.5%	Above 50%	
	System/ Twin Cities	Target growth for sponsored awards of 5% per year (stretch 7%) for next 5 years. Maintain Top 10 public University expenditure ranking in HERD.	\$876M / 10th HERD ranking	\$1.15B / Top Ten HERD ranking	\$1.1B by 2025 / Top 10	
	Twin Cities	Increase percentage of graduate students and postdocs employed in positions that use their degree.	98%	98%	Maintain 95% or above	
	System	Grow start-ups per year.	19	20	25 by 2025	
	System	Increase industry sponsored awards.	\$81.6M	\$255.5M (note: \$140.9M from Leidos/ NIH Prime COVID study)	\$109M by 2025	
	Twin Cities	Elevate USNWR National Public rankings and Shanghai rankings.	#26 USNWR / #40 Shanghai	#26 in USNWR / #40 in Shanghai	Top 25 public in USNWR / Top 35 in Shanghai by 2025	
	System	Achieve Carnegie Community Engagement designation.	UMM & UMTC	Work is underway and on track	All campuses by 2025	
	System	Develop unified service, outreach, & engagement database and map.	Establish baseline Spring 2021	Complete	By December 2021	
	System	Increase state funding.	\$1.86B (20-21 Biennium)	\$1.86B (20-21 Biennium)	Expand state partnership	
	System	Increase state-sponsored research.	\$412M (over last five years)	\$428.7M	Increase 2021-2025 total	


 = Completed

 = Inside Targeted Range

 = Outside Targeted Range or Requiring Additional Attention

 = Not Completed

Commitment 3: MNtersections

Strategic Focus	Campus	Performance Drivers/Outcomes	Baseline	Current	Goal	Progress
Medical School ranking	System	Elevate NIH Blue Ridge ranking each year.	27	28	Top 25 by 2023	
Technology innovation	System	Increase the number of med-tech / health science disclosures each year.	239	209	Increase year over year	
Leading health care delivery models	System	Improved patient experience scores year over year.	82.6%	83.3%	85% of patients recommend UMN by 2025	
Sustainability leadership	System	Increase Times Higher Ed Sustainability Development Goal Ranking, including but not limited to climate action, clean water, and land ecosystems.	Submit baseline data by Fall 2021	Submitted November 2021	N/A	
	System	Achieve Gold STAR rating.	Duluth and Morris	Work is underway and on track	All campuses by 2025	
Climate action plan for 2030	Each campus and systemwide	Establish next generation climate action plans for 2030.	N/A	Work is underway and on track	By 2023	
Ag-innovation and partnerships	System	Increase number of food, ag-tech, and natural resource-related disclosures.	33	29	Increase year over year	
	System	Actively participate in industry and government food, ag, and natural resource-related initiatives and partnerships.	Actively participating	Actively participating	Continue participating	


✓ = Completed

 = Inside Targeted Range

 = Outside Targeted Range or Requiring Additional Attention

 = Not Completed

Commitment 4: Community and Belonging

Strategic Focus	Campus	Performance Drivers/Outcomes	Baseline	Current	Goal	Progress
Recruit diverse students, faculty and staff	System	Increase percentage of BIPOC / underrepresented (ethnicity) undergraduate students in the freshmen class.	26.1% BIPOC / 15.5% under-represented	29.1% BIPOC / 18.2% under-represented	Increase year over year	
		Increase percentage of BIPOC / underrepresented (ethnicity) incoming professional and graduate students.	21.9% BIPOC / 14.6% under-represented	22.4% BIPOC / 14.4% under-represented	Increase year over year	
		Increase percentage of BIPOC / underrepresented (ethnicity) faculty hired year over year.	18.9% BIPOC / 11.8% under-represented	18.8% BIPOC / 12.1% under-represented	Increase year over year	
		Increase percentage of BIPOC / underrepresented (ethnicity) staff hired year over year.	26.9% BIPOC / 18.3% under-represented	27.3% BIPOC / 19.5% under-represented	Increase year over year	
Reduce disparities among underrepresented groups	Twin Cities	Decrease 4-year and 6-year graduation gaps between white and BIPOC students.	7.9% four-year / 3.3% six-year	6.1% / 4%	4% / 1.7% by 2025	
Climate survey	Twin Cities	Increase percentage of students with a favorable sense of belonging (Climate survey; SERU; "Agree I feel I have a sense of belonging to my campus")	86.4%	77.9%	Increase year over year	
Job satisfaction	System	Increase commitment and dedication measure in Engagement Survey.	75%	73%	77% by 2025	
Institutional history	System	Complete Board of Regents April 2019 charge.	N/A	Complete	By June 2021	






 = Completed

 = Inside Targeted Range

 = Outside Targeted Range or Requiring Additional Attention

 = Not Completed

Commitment 5: Fiscal Stewardship

Strategic Focus	Campus	Performance Drivers/Outcomes	Baseline	Current	Goal	Progress
Student debt	System	Reduce average student debt for those who borrow to less than \$25,000 upon graduation.	\$27,864	\$28,021	Below \$25,000 by 2025	
On-campus employment	System	Increase on-campus employment opportunities for all students each year.	13,817 undergraduate student workers and graduate assistants	11,238	Increase year over year	
Targeted student aid	System	Create tuition free program for undergraduate students by 2021.	N/A	Complete	By Fall 2021	
Administrative costs	System	Promote operational efficiencies by maintaining spending on administration at 10 to 11.6% of total expenditures	11.6%	11.6%	N/A	
Continuous improvement	System	Institute annual reporting effort of continuous improvement practices systemwide.	N/A	Available June 2022	By June 2022	

The Systemwide Strategic Plan (SWSP) Measures are available at president.umn.edu/swsp-measures.